


## Mounting Description Abduction block




Tools: awl, 6mm drill & star screwdriver

1. Place the abduction block in center and on top of the seat plate, and find the required position for the adapter.  
Make marks, using an awl, for the screw holes of the adapter, which is to be mounted on the **UNDERSIDE** of the seat plate.
2. Drill two holes through the seat plate. Fix the adapter on the **UNDERSIDE** mounting the screws through the top of the seat plate using a star screwdriver.
3. Mount the abduction block by sliding the bar into the adapter. Fix it by tightening the wing screw.


1.



2.



3.



Item no.	Item
24297	Abduction block Mini
20860	Abduction block Small 60
20861	Abduction block Medium 70
20862	Abduction block Large 80