



Mounting Description Side Support Stable



Item	Item number
Side support Stable Left	26830
Side Support Stable Right	26843

Tools: 6 mm Unbrako og en skarp kniv

Take out the two screws holding the side support clamp together, & open the clamp.



If the side support is going to be mounted on a wheelchair with square backrest tubes use the enclosed plastic bushing.




After fitting the backrest cushion find the right height for the side support. The support should be parallel with the integrated side support of the backrest cushion. Cut out a piece of the velcro backrest to give room for the clamp to fit around the backrest tube.

When mounting on square tube, place the enclosed plastic bushing around the backrest tube first.



The clamp is mounted & the screws tightened. Before the screws are tightened, the clamp is rotated around the backrest tube to increase or decrease stability.



To release the side support, pull the release button out.

